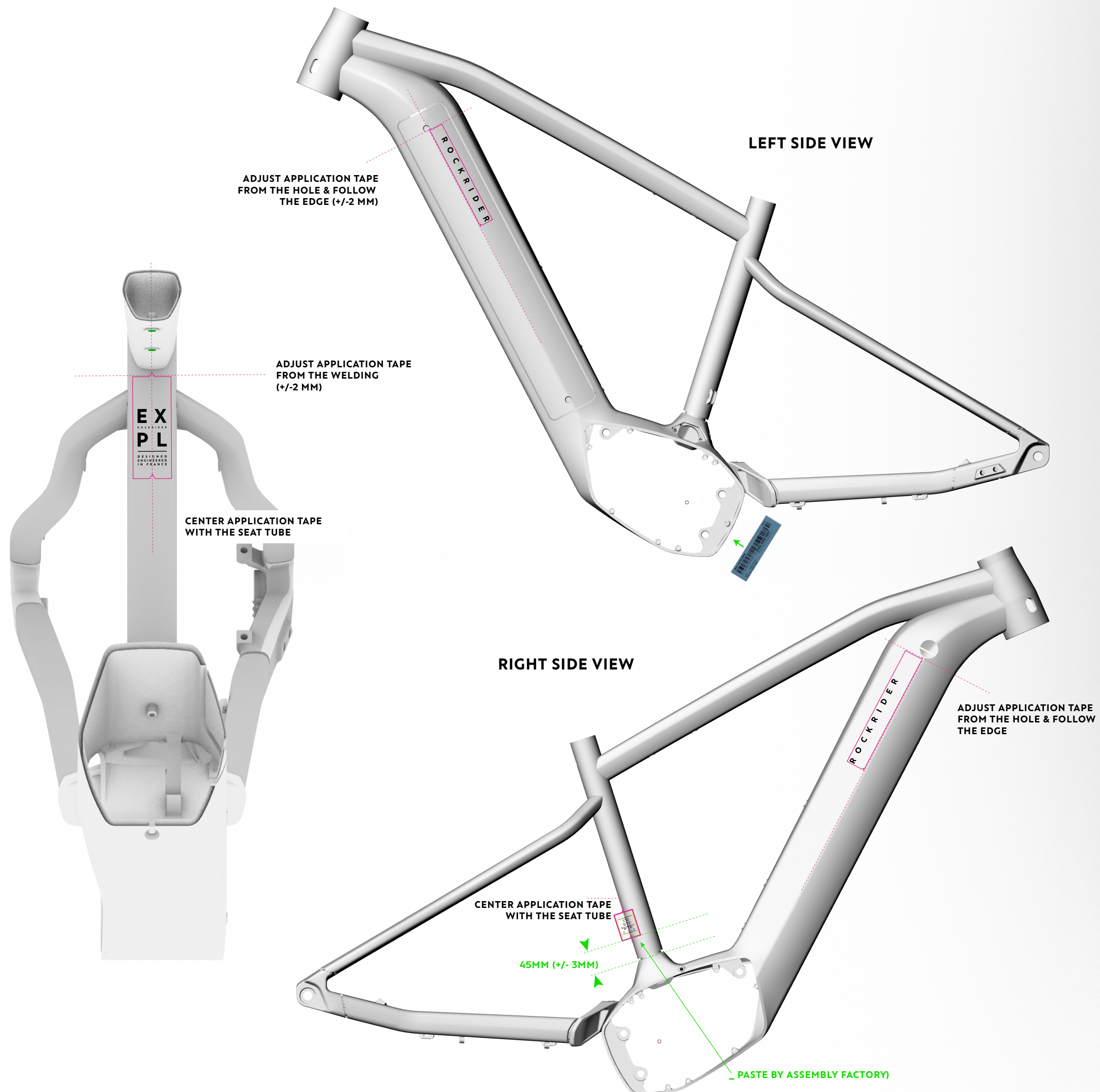




45mm (+/- 3mm)

TRACABILITY DECAL
PASTE BY ASSEMBLY FACTORY

SEATTUBE BACK VIEW



LEFT SIDE VIEW

ADJUST APPLICATION TAPE FROM THE HOLE & FOLLOW THE EDGE (+/-2 MM)

ADJUST APPLICATION TAPE FROM THE WELDING (+/-2 MM)

CENTER APPLICATION TAPE WITH THE SEAT TUBE

RIGHT SIDE VIEW

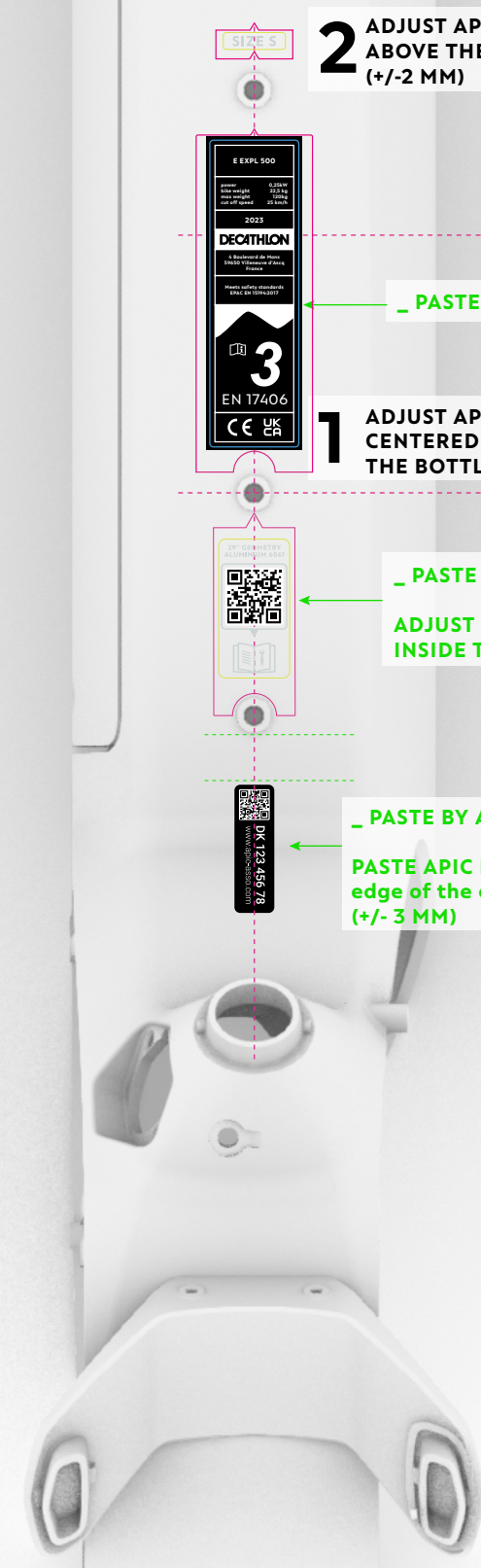
ADJUST APPLICATION TAPE FROM THE HOLE & FOLLOW THE EDGE

CENTER APPLICATION TAPE WITH THE SEAT TUBE

45MM (+/- 3MM)

PASTE BY ASSEMBLY FACTORY

DOWNTUBE TUBE TOP VIEW



2 ADJUST APPLICATION TAPE ABOVE THE BOTTLE INSERT (+/-2 MM)

1 ADJUST APPLICATION TAPE CENTERED BETWEEN THE BOTTLE INSERTS

_ PASTE BY ASSEMBLY FACTORY


_ PASTE BY ASSEMBLY FACTORY

ADJUST QR DECAL INSIDE THE SQUARE

_ PASTE BY ASSEMBLY FACTORY

PASTE APIC DECAL align with the edge of the curve (+/- 3 MM)


TOP TUBE TOP VIEW



ADJUST APPLICATION TAPE FROM THE SWITCH HOLE (+/-2 MM)

CENTER APPLICATION TAPE WITH THE TOP TUBE

HEADTUBE FRONT VIEW



PASTE APPLICATION TAPE FROM THE EDGE OF THE HEADTUBE (+/- 3MM)

CENTER APPLICATION TAPE WITH THE HEADTUBE

ADJUST PROTECTION DECAL BETWEEN THE BOLT (+/-2 MM)

CENTER APPLICATION TAPE WITH THE DOWNTUBE