

DKT LO3D BIKE  
Pantone 4735 C

BIKE  
SATIN FINISH

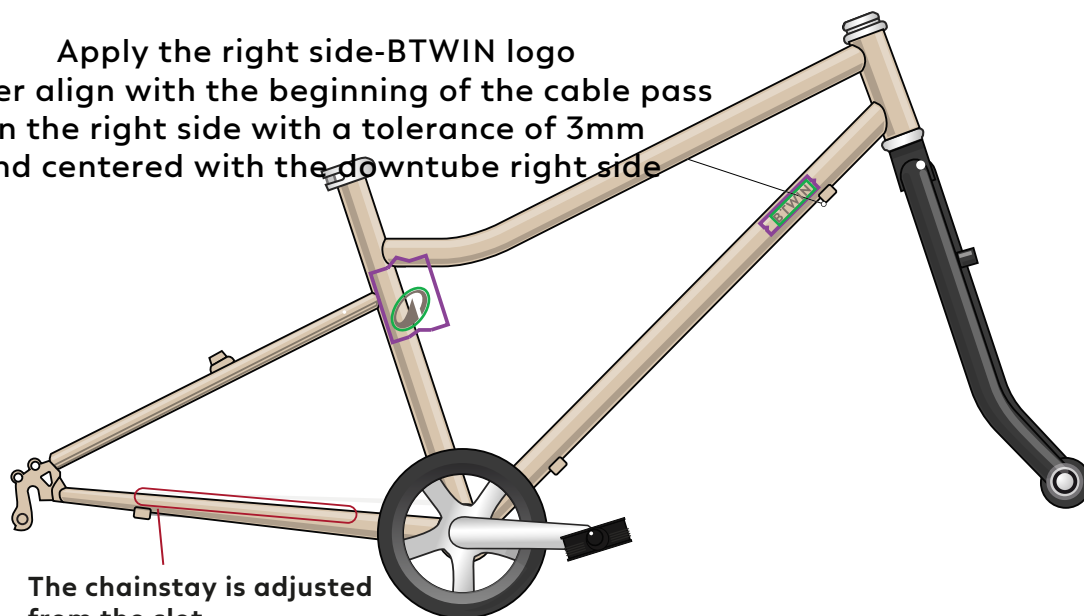
DKT-K05B BROWN  
Pantone 410 C

DECALS STC  
SATIN FINISH

BACK PAPER

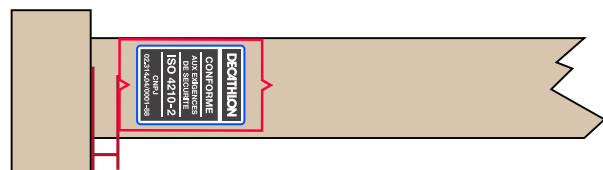
CUTTING LINE

Apply the right side-BTWIN logo  
sticker align with the beginning of the cable pass  
on the right side with a tolerance of 3mm  
and centered with the downtube right side



The chainstay is adjusted  
from the slot  
with a tolerance of 3mm

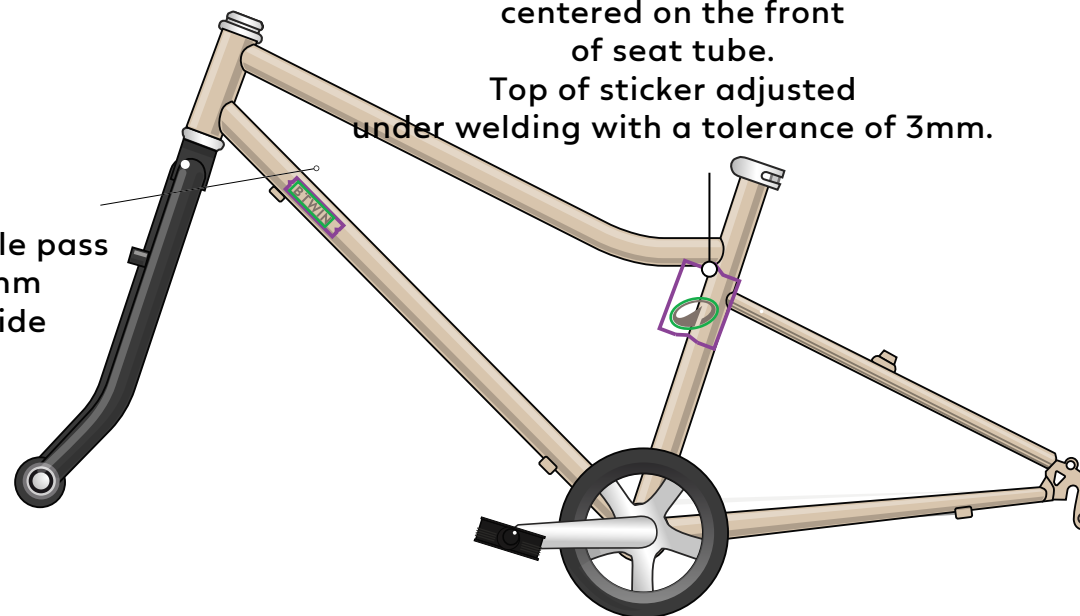
Apply the left side-BTWIN logo  
sticker align with the beginning of the cable pass  
on the right side with a tolerance of 3mm  
and centered with the downtube left side



the application tape is  
10 mm +/- 5 mm  
from the welding

DECAL DIAGONAL TUBE  
DOWN SIDE

Apply the isotype LOGO sticker  
centered on the front  
of seat tube.  
Top of sticker adjusted  
under welding with a tolerance of 3mm.



BTWIN

start up	range	bike name	code conception	team	PRODUCT DESIGNER	date	update	file name
6-12YO	20 Hybrid	BTWIN 500	8950802		KEVYN GRUCHALA	2024.07.29	.....	PAINTING MAP
					PRODUCT MANAGER PRODUCT ENGINEER RETAIL SUPPLIER	OLIVIER BASTARD ALESSANDRO CALZA		