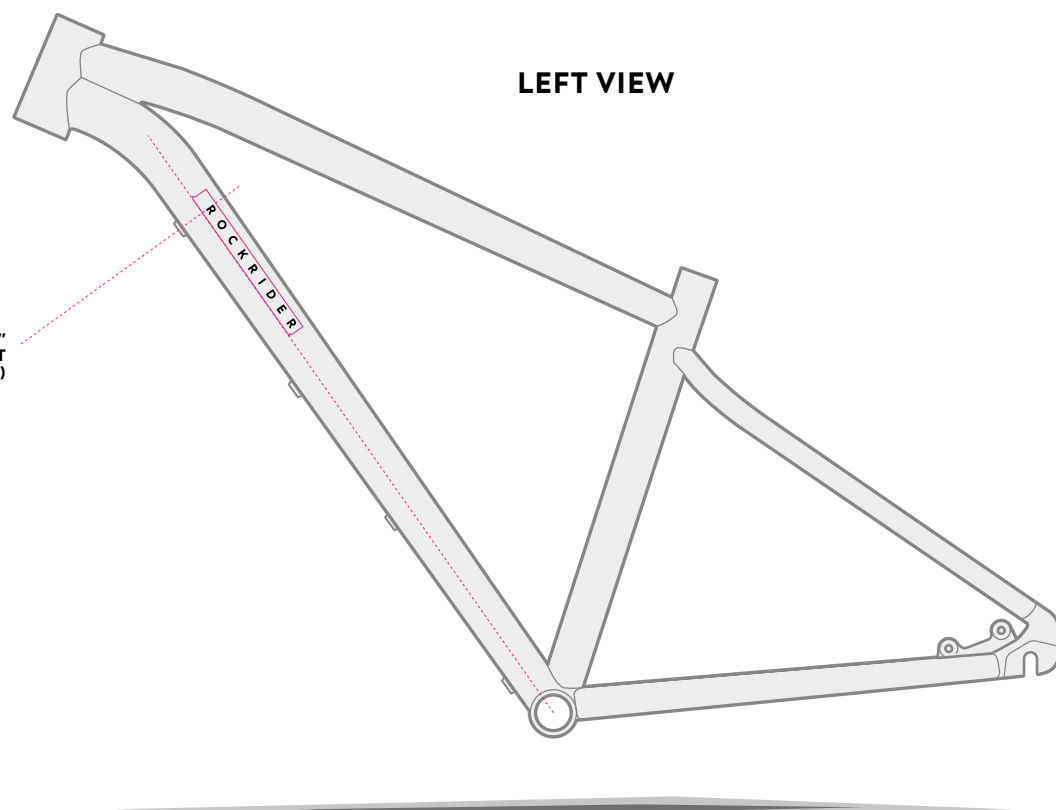


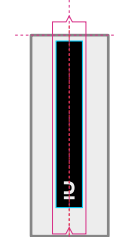
ADJUST ARROWS OF THE APPLICATION TAPE TO THE EDGE OF THE TUBE

ADJUST THE FIRST LETTER "R" FROM THE BOTTLE CAGE INSERT (+/- 3 MM)



LEFT VIEW

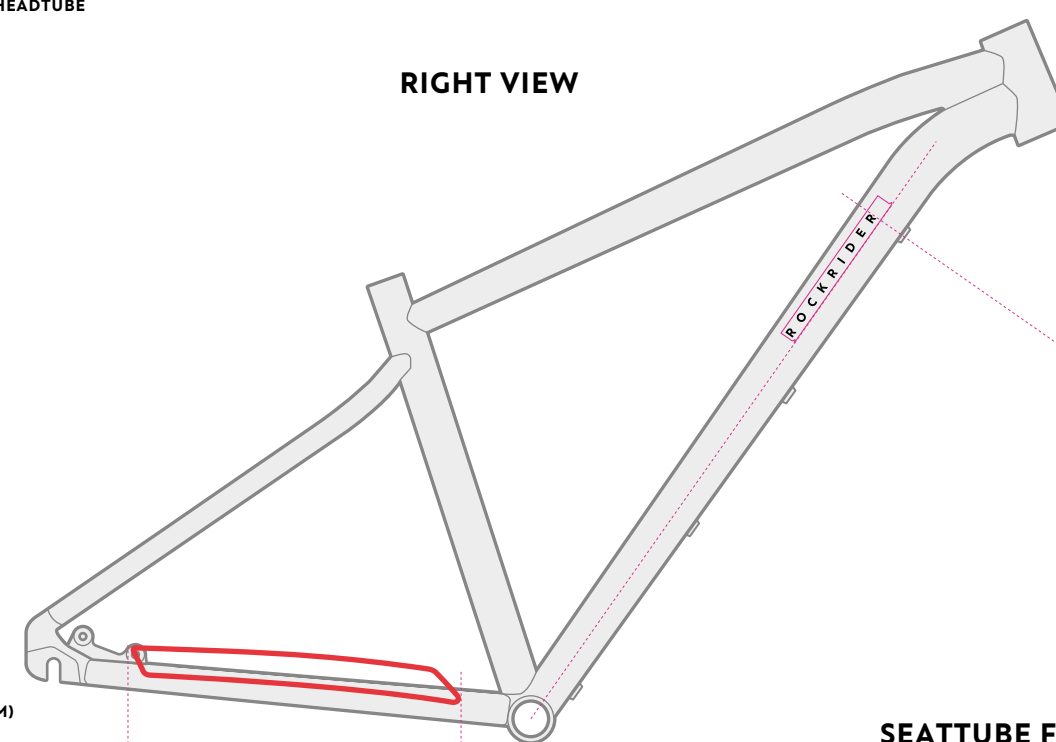
HEADTUBE FRONT VIEW



PASTE FINAL LINE OF THE STICKER WITH THE EDGE OF THE HEADTUBE (+/- 3MM)

CENTER APPLICATION TAPE WITH THE HEADTUBE

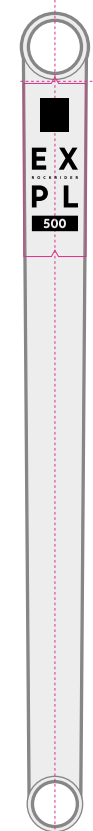
RIGHT VIEW



ADJUST THE LAST LETTER "R" FROM THE BOTTLE CAGE INSERT & FOLLOW THE EDGE OF THE TUBE (+/- 3 MM)

ADJUST CHAINSTAY PROTECT CENTERED WITH CHAINSTAY

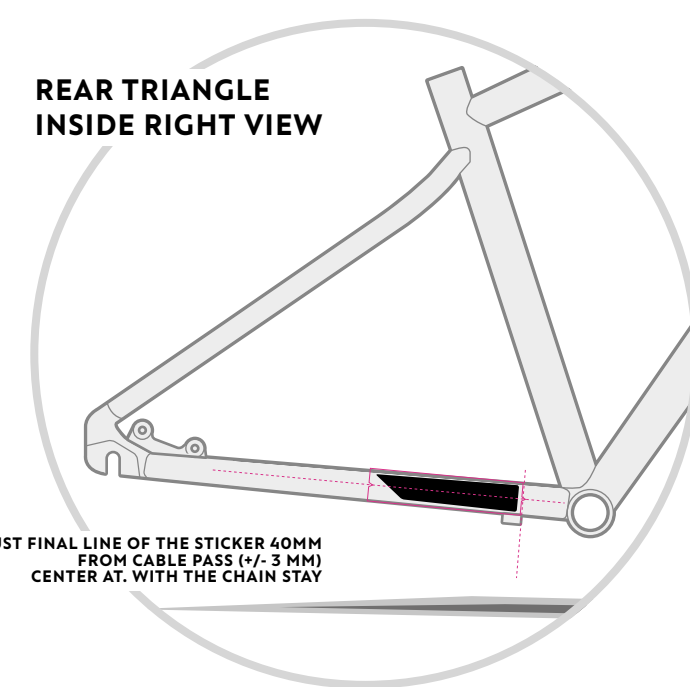
TOPTUBE TOP VIEW



ADJUST APPLICATION TAPE FROM THE WELDING (+/- 3 MM)

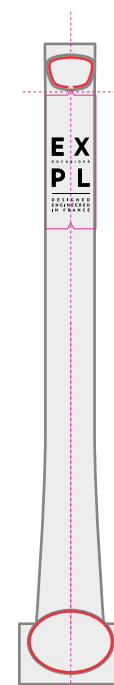
CENTER APPLICATION TAPE WITH THE HEADTUBE

REAR TRIANGLE INSIDE RIGHT VIEW



ADJUST FINAL LINE OF THE STICKER 40MM FROM CABLE PASS (+/- 3 MM) CENTER AT. WITH THE CHAIN STAY

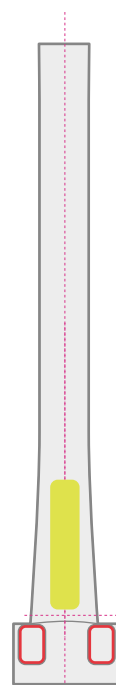
SEATTUBE FRONT VIEW



ADJUST APPLICATION TAPE FROM THE WELDING (+/- 3 MM)

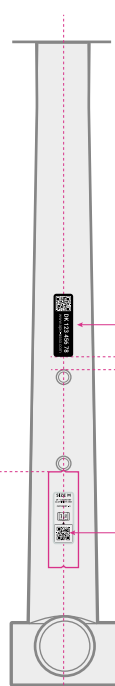
CENTER APPLICATION TAPE WITH THE SEAT TUBE

SEATTUBE BACK VIEW



PASTE TRACABILITY DECAL ABOVE THE BB WELDING (+/- 3 MM)

DOWNTUBE TOP VIEW



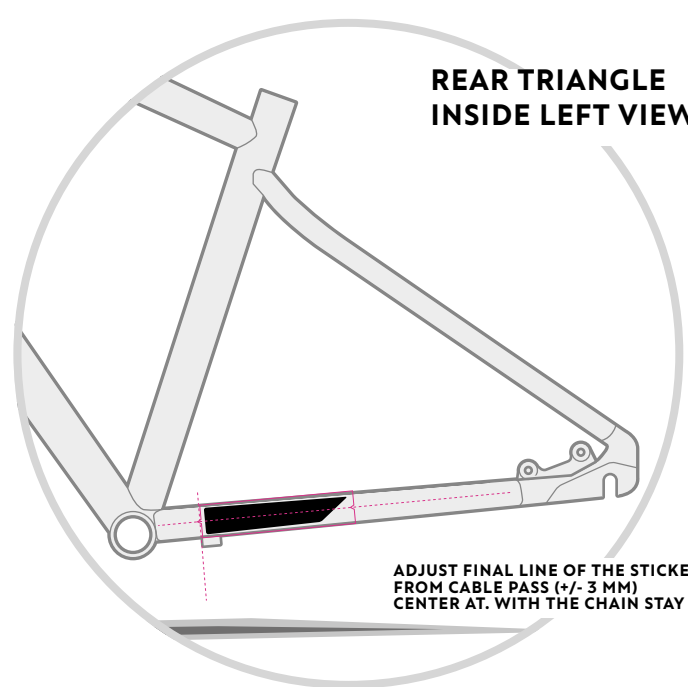
ADJUST APIC DECALS 10MM FROM THE BOTTLE CAGE INSERT
10MM (+/- 3MM)

ADJUST APPLICATION TAPE WITH THE BOTTLE CAGE INSERT (+/- 3 MM)

ADJUST QR CODE DECALS INSIDE THE SQUARE

CENTER APPLICATION TAPE WITH THE SEAT TUBE

REAR TRIANGLE INSIDE LEFT VIEW



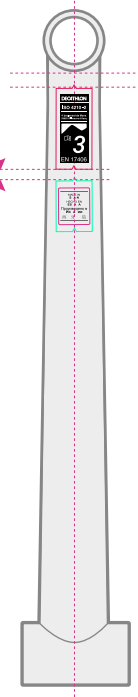
ADJUST FINAL LINE OF THE STICKER 40MM FROM CABLE PASS (+/- 3 MM) CENTER AT. WITH THE CHAIN STAY

CENTER APPLICATION TAPE WITH THE SEAT TUBE

ADJUST APPLICATION TAPE 10MM FROM THE WELDING (+/- 3 MM)

10MM (+/- 3MM)

DOWNTUBE BOTTOM VIEW



 ROCKRIDER	NAME: EXPL500 _ PASTING MAP		PAGE:
	IN STORE: SS'22	CREATION: 29/03/21	LAST UPDATE: 26/07/2023
	 THIS DOCUMENT IS THE PROPERTY OF DECATHLON PRODUCTION ALL RIGHTS RESERVED	DECATHLON, 4 BOULEVARD DE MONS, 59650 VILLENEUVE D'ASCQ, FRANCE	